

Macroeconomic Analysis

Brazil - GDP

www.buysidebrazil.com

GDP| Breakdown



Guide

GDP - Index

GDP - Graphs

GDP - Components (Index)

GDP - Components (QoQ%)

GDP - Summary

Table 1: GDP - Index and variations

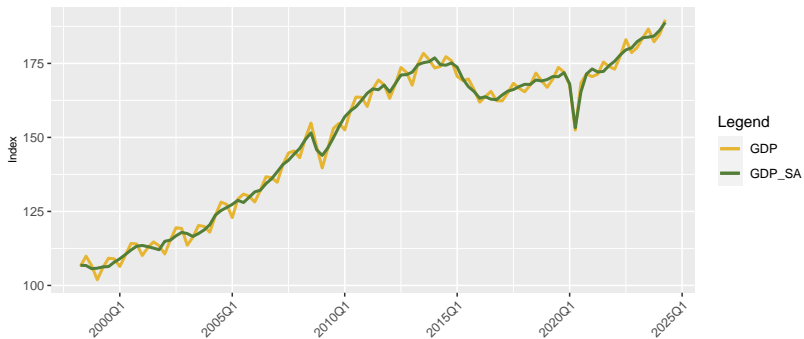
Period	GDP sa	QoQ (%) sa	GDP	YoY (%)	4Q YoY (%)
2023 Q1	182.35	1.18	180.35	4.22	3.70
2023 Q2	183.65	0.71	183.61	3.47	3.68
2023 Q3	183.89	0.13	186.63	1.96	3.07
2023 Q4	184.23	0.18	182.31	2.05	2.91
2024 Q1	186.15	1.04	184.78	2.46	2.48
2024 Q2	188.84	1.45	189.73	3.33	2.45

Table 2: GDP - Components: QoQ (%) sa

Period	Agriculture	Industry	Services	GDP	C	I	G	X	M
2023 Q1	16.10	0.11	0.43	1.18	0.49	-3.39	0.63	0.92	-7.82
2023 Q2	-2.64	0.78	0.62	0.71	0.96	-0.45	0.68	3.20	5.96
2023 Q3	-3.20	0.73	0.41	0.13	1.24	-1.80	0.86	2.88	0.61
2023 Q4	-7.84	1.33	0.54	0.18	-0.31	1.33	0.89	0.04	0.94
2024 Q1	11.09	-0.11	1.44	1.04	2.45	3.82	0.09	0.37	4.47
2024 Q2	-2.32	1.83	1.01	1.45	1.35	2.08	1.30	1.37	7.64

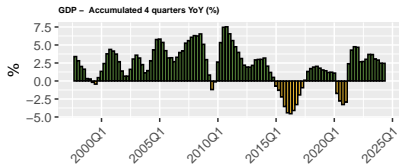
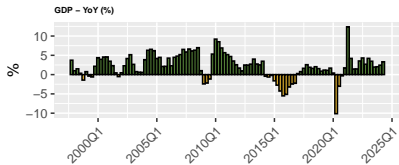
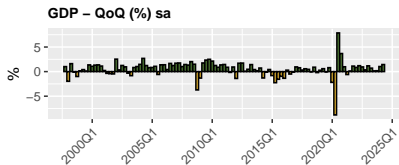
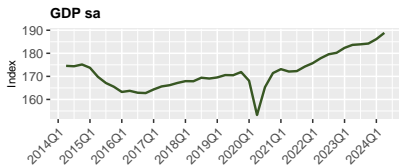
GDP - Index

Brazil – Gross Domestic Product (Index NSA and SA)



Source: IBGE, BuysideBrazil

GDP - Graphs



Source: IBGE, BuysideBrazil.

GDP - Components (Index)

GDP (Point of view of production)

Index sa

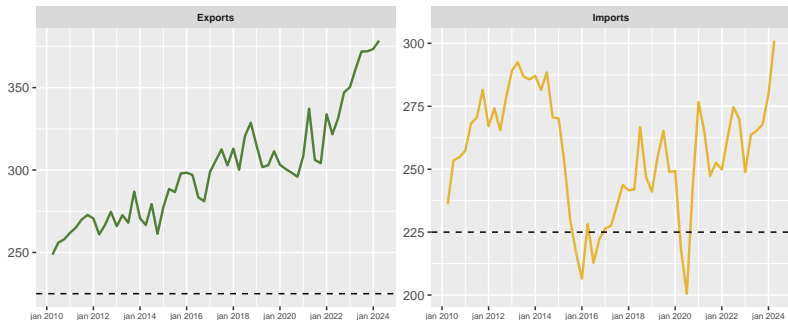


Source: IBGE, BuysideBrazil

GDP - Components (Index)

GDP (Point of view of demand)

Index sa

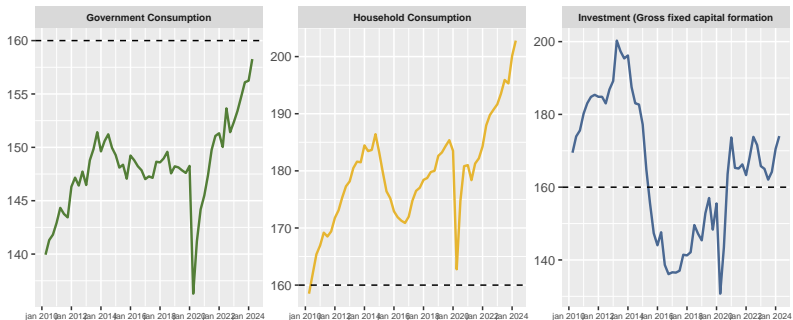


Source: IBGE, BuysideBrazil

GDP - Components (Index)

PIB (Point of view of demand)

Index

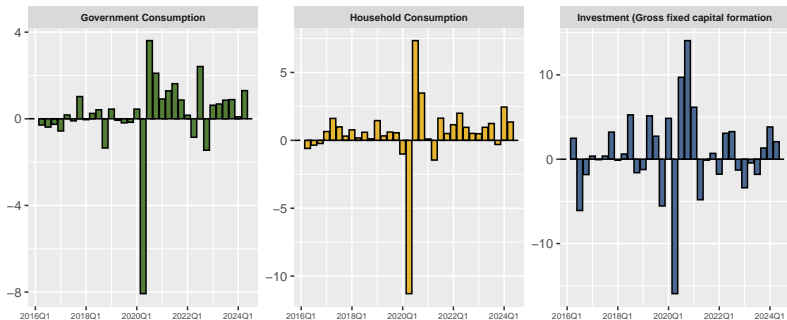


Source: IBGE, BuysideBrazil

GDP - Components (QoQ%)

Components of GDP – Consumption

QoQ (%) sa

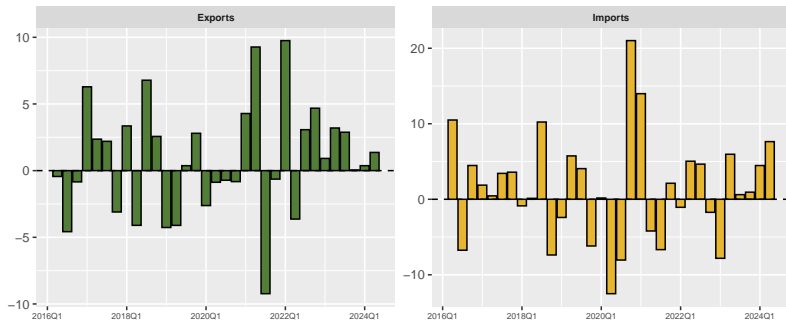


Source: IBGE, BuysideBrazil

GDP - Components (QoQ%)

Components of GDP – Trade Balance

QoQ (%) sa

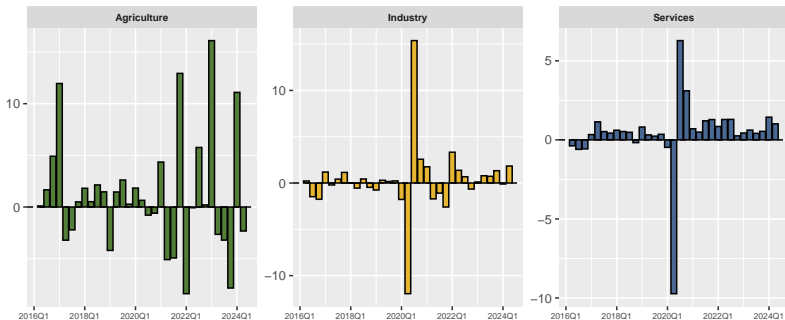


Source: IBGE, BuysideBrazil

GDP - Components (QoQ%)

Components of GDP - Production

QoQ (%) sa



Source: IBGE, BuysideBrazil

